









# i n t e g r a t e d   k i o s k   s o l u t i o n s

		Cooking Time/ Temperature	Flip image?	Transfer Paper	Notes	Your Notes
<b>Sublimation</b>	Mug 	110 seconds at 190° C	<b>Mirror / Flip- horizontal</b>	Sublima- tion pa- per	If mug press does not have tem- perature setting use 250 seconds (usually between 200 and 300 sec)	
	Polycotton And Polyester 	45 seconds at 190° C	<b>Mirror / Flip- horizontal</b>	Sublima- tion pa- per	Polycotton items must be at least 70% Polyester	
	Mouse pad 	150 seconds at 150° C	<b>Mirror / Flip- horizontal</b>	Sublima- tion pa- per		
	Stubbie holder 	150 seconds at 150° C	<b>Mirror / Flip- horizontal</b>	Sublima- tion pa- per		
<b>Normal Ink</b>	<b>Coloured Cotton</b> 	15 seconds at 190° C	no	<b>Blue</b> Backed Sticker	Blue backed sticker can be used on any type of material.	
	Mouse pad  	15 seconds at 190° C	no	<b>Red</b> Backed Sticker		
	<b>White Cotton</b> 	15 seconds at 190° C	no	<b>Red</b> Backed Sticker		